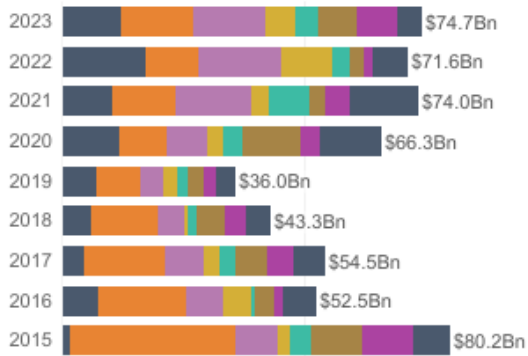




Annual Review Dashboard

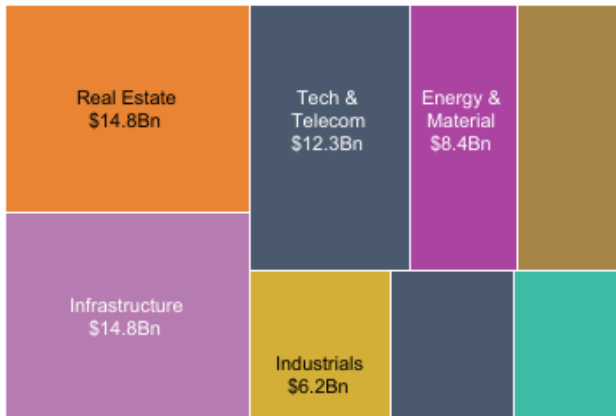
Annual Review 2023 Data Dashboard

Equity \$m in direct investments by SWFs from 2015 to 2022



Click in any part of the dashboard to drill down more

SWF Direct Investments by Sector in 2023



Source: IFSWF Database, as of 5/22/2023

In 2023, sovereign wealth funds invested \$74.7 billion in 310 direct investments



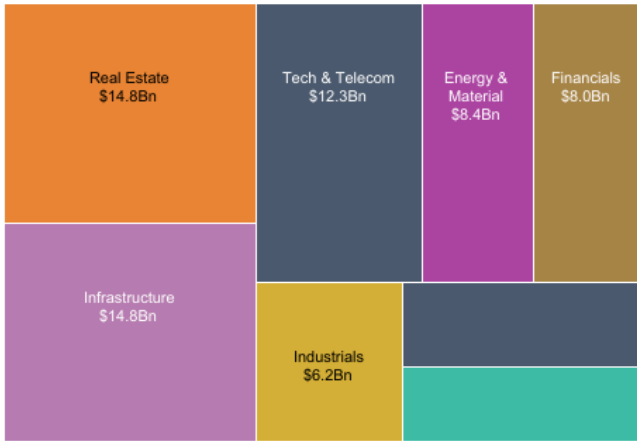
© 2026 Mapbox © OpenStreetMap

[View on Tableau Public](#)

Navigation icons: back, forward, search, share, etc.

In 2023, sovereign wealth funds invested \$74.7bn in 310 in transactions

SWF Direct Investments by Sector in 2023

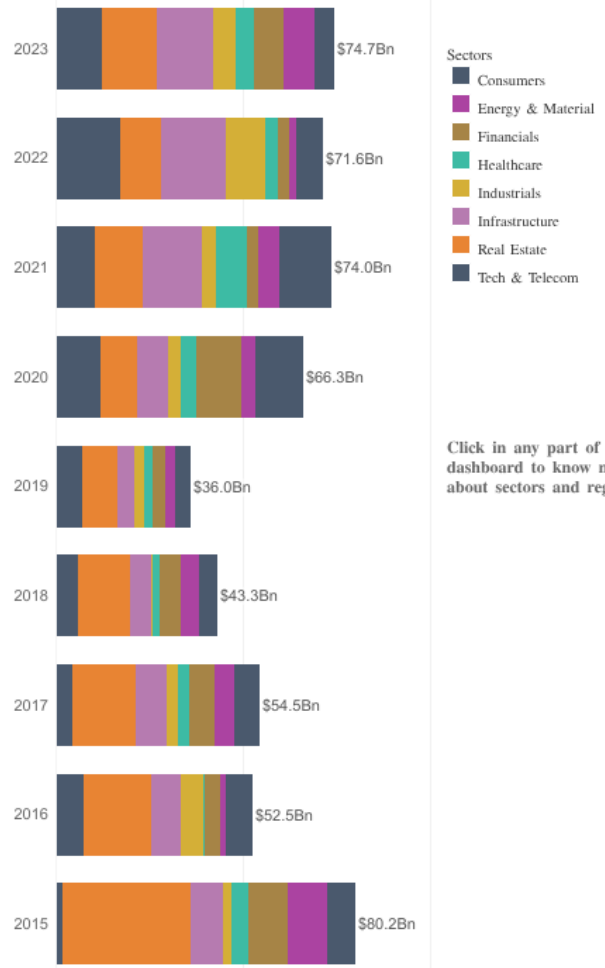


In 2023, sovereign wealth funds invested \$74.7 billion across 310 direct investments



Source: IFSWF Database, as of 5/22/2023

[View on Tableau Public](#)



Click in any part of the dashboard to know more about sectors and regions